


Matlab Faculty & Researchers

To use this service you need a @deec.uc.pt or @uc.pt account!

1. Create a MathWorks account (If you already have a MathWorks account you can skip this step)


- Go to <http://www.mathworks.com> and click on “Log in”.

Image not found or type unknown




- Click on “Create Account”.

Image not found or type unknown




- You must use your institutional email (@ [deec.uc.pt](mailto:deec@uc.pt) or @ uc.pt) and select the option “Academic Use”.

Image not found or type unknown



- At this point, you can finish creating your MathWorks account.

Image not found or type unknown



2. Associate the MathWorks account with the license


- After logging into your MathWorks account, go to “My Account” and click on “View My Licenses”.

Image not found or type unknown




- Click on the “Add License” button

Image not found or type unknown




- Select the “Activation Key” option and click “Continue”.



- Enter the Activation Key: 18583-36985-43947-39097-18102 and click on “Continue”.

Image not found or type unknown



3. Download and / or install the Software

You can download the software from the Mathworks website (method b), however we suggest and recommend that you choose to install it directly or download it from the local BOX server (method a), the process being much faster, since it only uses the local network.

METHOD A - INSTALLATION OVER THE LOCAL NETWORK (RECOMMENDED)

- [Windows](#)
- [Linux](#)
- [macOS](#)

METHOD B - TRANSFER VIA THE MATHWORKS WEBSITE (ALTERNATIVE)


a. When the license is activated in your MathWorks account, go to:

http://www.mathworks.com/downloads/web_downloads/select_release

Alternatively, you can download the software from the address ...


- Select the version of the software you want to install.
- Select the platform:

Image not found or type unknown




- You can then download the installer of the desired version and platform.


b. When the download is complete, **run the installation file.**




- Read and accept the terms of the license agreement:



- Enter your MathWorks account email address and password:




- Choose the newly activated license and click “Next”.
- Choose the installation folder.



- Select the products to install.

Image not found or type unknown



- Choose additional shortcut options and click “install”

c. When the installation process is finished, it is necessary to activate the software.




Image not found or type unknown




Image not found or type unknown





Image not found or type unknown



You can now use your copy of MATLAB.

Revision #6

Created 3 June 2022 13:52:42 by Rafael Ribeiro

Updated 18 July 2022 13:02:26 by Rui Cadima