

# Manual de instalação

## OpenVPN Android

### Instalação:

Para obter o software *OpenVPN* basta ir ao *Google Store* e instalar a seguinte aplicação “[OpenVPN Connect – Fast & Saf SSL VPN Client](#)”.

Image not found or type unknown






Image not found or type unknown



## Configuração e Execução:


Para a sua configuração, deverá descarregar o ficheiro [ISR.ovpn](#). De seguida ir a “**OVPN Profile**”.

Image not found or type unknown




Ir ao diretório do ficheiro, selecciona-lo e fazer "***Import***".

Image not found or type unknown



Para finalizar, terá que inserir as credencias obtidas pelo gabinete de Gestão da Rede Informática e fazer "***ADD***".

Image not found or type unknown



---

Revision #3

Created 2 June 2022 11:34:37 by Rafael Ribeiro

Updated 9 June 2022 14:34:38 by Gonalo Correia