


# Synology Drive

**NOTA:** Serviço interno da equipa informática, não disponível para utilizadores do domínio ISR.

Descarregar cliente para o seu sistema operativo em:

<https://www.synology.com/en-global/support/download/DS418play#utilities>

Image not found or type unknown



Após o download, proceder à instalação do software cliente no seu computador:

Image not found or type unknown




Image not found or type unknown




Image not found or type unknown




Image not found or type unknown





Image not found or type unknown



Após a instalação, surgir a janela de configuração:

Image not found or type unknown





Image not found or type unknown



Na janela seguinte, utilize "drive.isr.uc.pt" como nome de domínio, o seu username no domínio ISR.UC.PT com o formato "DEEC\seu\_username" e a respectiva password:

Image not found or type unknown




Image not found or type unknown




Image not found or type unknown




Image not found or type unknown






Image not found or type unknown



A instalação e configuração encontram-se agora concluídas.

Para aceder à pasta sincronizada, siga o caminho seguinte:

Image not found or type unknown



---

Revision #2

Created 2 June 2022 11:50:38 by Rafael Ribeiro

Updated 9 June 2022 13:59:53 by Rafael Ribeiro